

linea **CORNICE**

CORNICE VINO

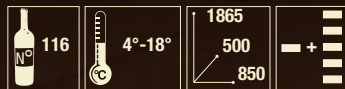
VETRINA REFRIGERATA PER ESPOSIZIONE E CONSERVAZIONE DEL VINO.
REFRIGERATED SHOWCASE FOR WINE STORAGE AND DISPLAY.

La linea "Cornice vino" è dotata di un innovativo sistema di refrigerazione basato sul posizionamento della serpentina di raffreddamento al centro della vetrina. Questo sistema, oltre a garantire le migliori condizioni di conservazione, ha reso possibile l'utilizzo di vetri su tutti i lati e di conseguenza la massima visibilità delle bottiglie esposte.

The "Cornice vino" (or "Wine frame") has an innovative refrigeration system which relies on a cooling coil positioned in the middle of the showcase. This system, in addition to ensuring the best conditions for storage, has made it possible to use glass panels on all the sides and hence, provides maximum visibility of the bottles on display.



CV 180 V



CV 85 S





CVN 180 V



Allestimento interno refrigerato - *Refrigerated internal set-up*



Porta bottiglie in plexiglass - *Plexiglas bottle rack*

VERSIONE REFRIGERATA - REFRIGERATED VERSION

ANTE SCORREVOLI SU ENTRAMBI I LATI.
MODEL WITH SLIDING DOORS ON BOTH SIDES.

PANNELLO POSTERIORE IN ALLUMINIO.
MODEL WITH REAR ALUMINIUM PANEL.



CV 180 V



CV 180 S



CV 85 V



CV 85 S



POSSIBILI IMPOSTAZIONI - POSSIBLE SETTINGS

MONO TEMPERATURA
SINGLE TEMPERATURE MODE

14° C / 16° C

 VENTOLE INTERNE ACCESE
INNER FANS ON

14° TEMPERATURA IMPOSTATA
SET TEMPERATURE



MULTITEMPERATURA
MULTI TEMPERATURE MODE

4° C / 18° C

 VENTOLE INTERNE SPENTE
INNER FANS OFF


4° TEMPERATURA IMPOSTATA
SET TEMPERATURE

MONO TEMPERATURA
SINGLE TEMPERATURE MODE

14° C / 16° C

 VENTOLE INTERNE ACCESE
INNER FANS ON

14° TEMPERATURA IMPOSTATA
SET TEMPERATURE



MULTI TEMPERATURA
MULTI-TEMPERATURE MODE

4° C / 18° C

 VENTOLE INTERNE SPENTE
INNER FANS OFF

4° TEMPERATURA IMPOSTATA
SET TEMPERATURE


VERSIONE NEUTRA - NATURAL SHOWCASE




CVN 180 V




CVN 85 S



Naturale
Natural



Bianco Ral 9003
White Ral 9003



Ciliegio
Cherry



Wenge
Wenge



Serratura
Lock



Innovativo porta bottiglie per i modelli refrigerati - *Bottle racks for refrigerated models*



Porta scorrevole o a battente con pratica maniglia
Sliding or swing door with convenient handle



Termostato elettrico con display digitale
Electronic thermostat with digital display


FRANÇAIS	ESPAÑOL	DEUTSCH	ENGLISH	ITALIANO
VERSIONS DISPONIBLES	VERSIONES DISPONIBLES	VERFÜGBARE VERSIONEN	AVAILABLE VERSIONS	VERSIONI DISPONIBILI
RÉFRIGÉRÉE (MONO+MULTI)	REFRIGERADA (MONO+MULTI)	KÜHLUNG (MONO+MULTI)	REFRIGERATED (SINGLE+MULTI)	REFRIGERATA (MONO+MULTI)
NON RÉFRIGÉRÉE	NO REFRIGERADA	OHNE KÜHLUNG	NON REFRIGERATED	NON REFRIGERATA
RÉGLAGE TEMPÉRATURE	REGULACIÓN TEMPERATURA	TEMPERATURREGELUNG	TEMPERATURE ADJUSTMENT	REGOLAZIONE TEMPERATURA
TEMPÉRATURE MONO	MONOTEMPERATURA	MONOTEMPERATUR	SINGLE TEMPERATURE	MONOTEMPERATURA
TEMPÉRATURE AMBIANTE	TEMPERATURA AMBIENTE	UMGEBUNGSTEMPERATUR	ROOM TEMPERATURE	TEMPERATURA AMBIENTE
DESCRIPTION APPAREIL	DESCRIPCIÓN DE LA MÁQUINA	GERÄTEBESCHREIBUNG	APPLIANCE DESCRIPTION	DESCRIZIONE MACCHINA
CAPACITE' BOUTEILLES 750 ml	CAPACIDAD DE LAS BOTELLAS 750 ml	KAPAZITÄT 750 ml FLÄSCHEN	750 ml BOTTLE CAPACITY	CAPACITA' BOTTIGLIE 750 ml
RÉFRIGÉRATION STATIQUE	REFRIGERACIÓN ESTÁTICA	STATISCHE KÜHLUNG	STATIC COOLING SYSTEM	REFRIGERAZIONE STATICA
RÉFRIGÉRATION VENTILÉE	REFRIGERACIÓN VENTILADA	INTERNE VENTILATION	FAN COOLING SYSTEM	REFRIGERAZIONE VENTILATA
VENTILATION INTERNE	VENTILACIÓN INTERNA	STATISCHE KÜHLUNG MIT VENTILATION	INTERNAL FAN	VENTILAZIONE INTERNA
PROGRAMME CHAUFFAGE	PROGRAMA DE CALEFACCIÓN	HEIZPROGRAMM	HEATING PROGRAM	PROGRAMMA RISCALDAMENTO
SERRURE	CERRADURA	SCHLOSS	LOCK	SERRATURA
ÉCLAIRAGE INTERNE A LEDS	LUZ INTERNA LED	LED - INNENBELEUCHTUNG	INTERNAL LED LIGHT	LUCE INTERNA LED
VITRAGE ANTI-UV	VIDRIO CONTRA RAYOS UV	UV - SCHUTZVERGLASUNG	UV-SCREENED GLASS	VETRO ANTI RAGGI UV
N° COMPRESSEURS - GAZ R 404 A	N° COMPRESORES - GAS R 404 A	ANZAHL KOMPRESSOREN - GAS R 404 A	N° OF COMPRESSORS - GAS R 404 A	N° COMPRESSORI - GAS R 404 A
ABSORPTION MAXIMALE	MAXIMA ABSORCIÓN	MAX. ENTNAHME	POWER INPUT	MASSIMO ASSORBIMENTO
HUMIDITÉ INTERNE	HUMEDAD INTERNA	INTERNE LUFTFEUCHTIGKEIT	RANGE OF HUMIDITY	UMIDITÀ INTERNA
ÉQUIPEMENT STANDARD	DISTRIBUCIÓN ESTANDAR	STANDARDAUSSTATTUNG	STANDARD SET-UP	ALLESTIMENTO STANDARD
SUPPORT EN ALUMINIUM	EXPOSITOR DE ALUMINIO	ALU-AUSSTELLER	ALUMINIUM DISPLAY	ESPOSITORE IN ALLUMINIO
SUPPORT EN PLEXIGLAS	EXPOSITOR DE PLEXIGLÁS	PLEXIGLAS-AUSSTELLER	PLEXIGLAS DISPLAY	ESPOSITORE IN PLEXIGLAS
STRUCTURE	ESTRUCTURA	STRUKTUR	CHASSIS	STRUTTURA
FOND EN ALUMINIUM	RESPALDO DE ALUMINIO	ALU-RÜCKWAND	ALUMINIUM REAR PANEL	SCHIENALE IN ALLUMINIO
PORTES VITRÉES COULISSANTES	PUERTAS DE VIDRIO CORREDIZAS	SCHIEBE-GLASTÜREN	SLIDING GLASS DOOR	PORTE VETRO SCORREVOLI
CÔTÉ EN VERRE ATHERMIQUE	LATERALES DOBLE ACRISTALAMIENTO	SCHEIBE-GLASTÜREN	DOUBLE GLASS SIDES	FIANCHI IN VETROCAMERA
CADRE EN BOIS	MARCO DE MADERA	SEITEN WÄNDE AUS ISOLIERGLAS	WOOD FRAME	CORNICE IN LEGNO
DIMENSIONS DE L'APPAREIL	DIMENSIONES	ABMESSUNGEN	PRODUCT SIZE	DIMENSIONI PRODOTTO
HAUTEUR (mm)	ALTURA (mm)	HÖHE (mm)	HEIGHT (mm)	ALTEZZA (mm)
LARGEUR (mm)	ANCHO (mm)	BREITE (mm)	WIDTH (mm)	LARGHEZZA (mm)
PROFONDEUR (mm)	PROFUNDIDAD (mm)	TIEFE (mm)	DEPTH (mm)	PROFONDITÀ (mm)
POIDS NET (Kg)	PESO NETO (Kg)	NETTOGEWICHT (Kg)	NET WEIGHT (Kg)	PESO NETTO (Kg)
COULEURS DISPONIBLES	COLORES DISPONIBLES	VERFÜGBARE FARBEN	AVAILABLE COLOURS	COLORI DISPONIBILI
CL - MERISIER	CL - ROJO CEREZA	CL - KIRSCHHOLZ	CL - CHERRY	CL - CILIEGIO
NA - NATUREL	NA - NATURAL	NA - NATUR	NA - NATURAL	NA - NATURALE
WE - WENGE	WE - WENGE	WE - WENGE	WE - WENGE	WE - WENGE
BI - BLANC	BI - BLANCO	BI - WEISS	BI - BIANCO	BI - BIANCO
S - SELON ÉCHANTILLON	S - DE MUESTRA	S - NACH MUSTER	S - SAMPLED	S - A CAMPIONE

CV 85 S	CV 85 V	CV 180 S	CV 180 V	CVN 85 S	CVN 85 V	CVN 180 S	CVN 180 V
•	•	•	•				
				•	•	•	•
14 / 16°C	14 / 16°C	14 / 16°C	14 / 16°C				
18 / 27°	18 / 27°	18 / 27°	18 / 27°				
44	44	116	116	44	44	120	120
•	•	•	•				
•	•	•	•				
•	•	•	•	•	•	•	•
•	•	•	•	•	•	•	•
•	•	•	•	•	•	•	•
1	1	1	1				
200 W	200 W	230 W	230 W	40 W	40 W	40 W	40 W
60 HR	60 HR	60 HR	60 HR				
•	•	•	•				
•				•	•	•	•
•		•		•		•	
2	4	2	4	2	4	2	4
2	2	2	2	2	2	2	2
•	•	•	•	•	•	•	•
910	910	1865	1865	910	910	1865	1865
850	850	850	850	850	850	850	850
500	500	500	500	500	500	500	500
68	70	113	115	68	70	118	120
•	•	•	•	•	•	•	•
•	•	•	•	•	•	•	•
•	•	•	•	•	•	•	•
•	•	•	•	•	•	•	•
•	•	•	•	•	•	•	•

OPTIONAL



DISPLAY 7 BOTTIGLIE DI CHAMPAGNE
7 CHAMPAGNE-BOTTLE DISPLAY



ILLUMINAZIONE A LED COLORATI
COLORED LED DISPLAY



PORTA BOTTIGLIE CON COLLI ESTERNI
*BOTTLE RACK WITH OUTWARD
BOTTLE-NECK ARCS*



SISTEMA ANTIAPPANNAMENTO ANTE
ANTIFOG DOORS SYSTEM



COLORAZIONI RAL
RAL COLORS

